

# Corona Test Prescription & Consultation Release WebApp 3.13.1

## RELEASE NOTE

Date	Author, department and contact details	For	Copy to	Comments
28/09/2021	David JACQUET CovidPcrTestPrescription@smals.be	Click here to enter text.	Click here to enter text.	Click here to enter text.

## TABLE OF CONTENTS

1.	RELEASE .....	3
2.	NEW FEATURES.....	3
2.1.	Vaccination statistics for companies: consultation.....	3
2.2.	Vaccination statistics for companies: CSV export.....	4

# 1. Release

<b>RELEASE NUMBER</b>	3.13.1	
<b>TYPE</b>		
<b>APPLICATION</b>	Corona Test Prescription & Consultation	WebApp
<b>VERSION</b>		
<b>DATE ACCEPTATION</b>	27/09/2021	
<b>DATE PRODUCTION</b>	28/09/2021	

## API Documentation

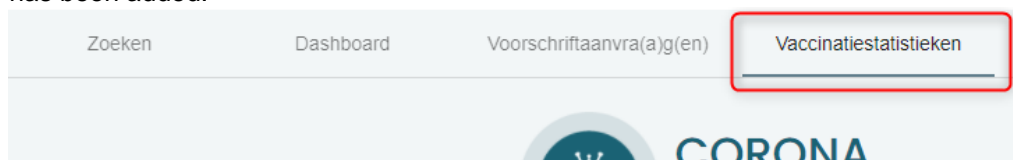
- ACC : <https://portal-acpt.api.ehealth.fgov.be/>
- PROD : <https://portal.api.ehealth.fgov.be/>

# 2. New features

## 2.1. Vaccination statistics for companies: consultation

It is now possible for companies to consult the vaccination rates in the company and its local units.

A new tab has been added:



This new tab is available for doctors only. A mandated person can NOT have access to this new tab.

It allows to show these pieces of information:

- Fully vaccinated percentage
- Partially vaccinated percentage
- Not vaccinated percentage
- Percentage of people for whom we have a vaccination status

The objective is to prevent the identification of the not vaccinated people while giving a view of the progression of the vaccination after an awareness campaign.

For doing so, the percentages are not always shown and are hidden behind a limit.

Example: "Niet gevaccineerd: ≤ 5%"

Also, percentages for companies or local units with less than 50 people for whom we have a vaccination status are not displayed.

Note that the vaccination status are updated weekly.

Note that the employees count is made at the END of the quarter and that:

- We count a person only once.
- Students and people in early retirement are not counted in the percentages.
- Consultants are counted in their home company.

## Vaccinatiestatistieken

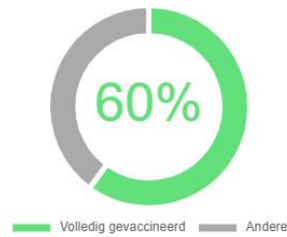
XXXXXXXXXX

Exporteren

Nr KBO: XXXXXXXX

Trimester (JJJK): 20213

Laatste update van vaccinatiegegevens  
(wekelijks): 2021-09-20

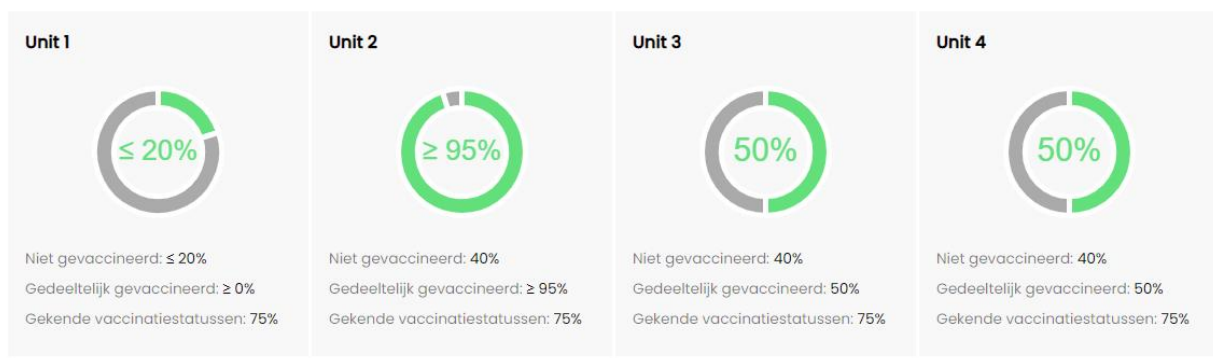


Niet gevaccineerd: 80%

Gedeeltelijk gevaccineerd:  $\leq 20\%$

Gekende vaccinatiestatussen:  $\geq 95\%$

### vestigingseenheden



*Please note that the numbers displayed here are examples only.*

## 2.2. Vaccination statistics for companies: CSV export

It is also possible to export all the available information in a CSV.